

GURU GOBIND SINGH PUBLIC SCHOOL, SECTOR-5/B, B.S.CITY

SYLLABUS: 2023-24

class-1

Subject-English

Prescribed books:

- Oxford Revised New Pathways: An Interactive Course in English
- Oxford New Learner's Grammar and Composition

Publisher:

- Oxford University Press
- **CURSIVE WRITING BOOK: DEWDROPS (Publication - Young Horizons Publication)**
- **WORKBOOK- MY BOOK OF 21st CENTURY SKILLS (Publication – Ratna Sagar**

Months	Working Days	Chapters/Topics to be covered	Activity/Project	Art Integrated Activity/Project
April	17	*Coursebook: Revision one – Alphabet song Revision two – Number song Revision three – Sounds (Phonics) Revision four – Fun in the Sun Revision five – Crawly Lesson-1 Meet My Family *Grammar book: Lesson1 –Fun with letters Lesson 2- Naming Words *Composition: My Family *Workbook, L- 1 Communication *Cursive Writing book Page no. 3 to 15	Draw/Paste the picture of a family tree showing the family members. Write the name of each person near the picture.	i. Make a working model to frame words. ii. Fill in the missing letters to make a Thank You card for your teacher . Colour the card. Now, arrange the letters of the word thank you in alphabetical order. (With reference to page no. 10 of 21st century skills workbook.)

May	10	<p>*Course book: Lesson2 – Off to School Poem – Wake -Up Time Lesson 3- Making New Friends</p> <p>*Grammar book: Lesson 3 – One and Many</p> <p>*Composition: My School</p> <p>*Workbook, L- 2 Multidisciplinary Approach</p> <p>*Cursive Writing book Page no. 16 to 40</p>	<p>Make a project on one – many with the help of real objects.</p>	<p>Make a friendship band and write the name of your best friend.</p>
June	09	<p>*Course book: Lesson 4 – Let Us Have Lunch</p> <p>*Grammarbook: Lesson 4 –Using A and An</p>	<p>Draw and colour any two food items you like to bring in your lunch.</p>	<p>Make a working model related to a/an.</p>
July	20	<p>*Coursebook: Poem: The Shell Lesson5 –The Rabbit and the Turtle</p> <p>*Grammar book: Lesson5- I, You, He, She, It Lesson 6 - Describing Words</p> <p>Composition: Rainy Season</p> <p>*Workbook,L- 3 Collaboration</p> <p>*Cursive Writing book Page no.41 to 55</p>	<p>i.Find and stick or draw pictures of five things that you can see on a beach . (With reference to Page no.- 52 of Course Book.)</p> <p>ii.Draw and colour a picture of a house and write four describing words for it .</p>	<p>Draw and colour any 5 of your favourite fruits and vegetables each. (To be done in an A4 – sized white chart paper.)</p>

August	21	<p><u>Course Book:</u> Lesson 6– Picnic in the Woods Poem: Save each Drop</p> <p><u>Grammar book:</u> Lesson-6- Describing words (Continuation ...) Picture Composition Small Comprehension</p> <p><u>Composition:</u> Independence Day</p> <p><u>*Work book, L- 4</u> Critical Thinking</p> <p><u>* Cursive Writing book</u> Page no.56 to 60</p>	<p>Paste pictures to show 3 ways in which you will save water.</p>	<p>Draw/Paste any 5 of your favourite things that you wish to have in your picnic basket. (To be done in an A4-sized chart paper.)</p>
September	09	<p>Revision for Half Yearly Examination</p>		
October	17	<p><u>*Course book:</u> Lesson 7–The New Watchman</p> <p><u>*Grammar book:</u> Lesson 7–This, That, These, Those</p> <p><u>*Workbook, L- 5</u> Creativity</p> <p><u>* Cursive Writing book</u> Page no.61 to 80</p>	<p>Make a stick puppet with ice-cream sticks.</p>	<p>Paste the picture of your favourite pet and write 3 sentences about it.</p>
November	14	<p><u>*Course book:</u> Lesson 8– Thank You! Poem : Things I Do</p> <p><u>*Grammar book:</u> Lesson 8– Action Words Lesson 9- Is, Am , Are , Has , Have Composition: Diwali</p> <p><u>*Workbook, L- 6</u> Conceptual Understanding</p> <p><u>* Cursive Writing book</u> Page no.81 to 100</p>	<p>Make a project related to action words.</p>	<p>Draw / Paste the picture of a sunflower and write all the magic words in its petals.</p>

December	15	<p>*Course book: Lesson 9–Brave Debby</p> <p>*Grammar book: Lesson 10 – In, On, Under, Near, Behind</p> <p>Lesson11–Capital Letters</p> <p>*Composition: Christmas</p> <p>*Workbook, L- 7 Application of Knowledge</p> <p>*Cursive Writing book Page no.101 to 110</p>	<p>Make an animal mask using colourful chart papers.</p>	<p>Make a model of prepositions: on, in, under, near, behind. (Roll no. wise).</p> <p>(To be done in an A4-sized chart paper.)</p>
January	18	<p>*Coursebook: Lesson 10 – Come, Let us Play!</p> <p>*Poem: Ice-cream Time</p> <p>*Grammar: Lesson 12 – Comprehension Lesson 13–</p> <p>*Composition</p> <p>*Picture *Composition</p> <p>*Composition : Holi</p> <p>*Work book,L -8 Problem Solving</p> <p>*Workbook, L- 9 Experiential Learning</p> <p>* Cursive Writing Book Page no.111 to 120</p>	<p>i.Make a New Year greeting card using colourful chart papers.</p> <p>ii.Paste the pictures of 5 indoor and outdoor games each and write their names.</p>	<p>Make a winter season scene with the help of cardboard, cotton, colourful papers etc.</p>
February	11	Revision for Annual Examination		

विषय – हिंदी

निर्धारित पुस्तकों की तालिका :-

प्रकाशक

1. शिखर हिंदी पाठ्यपुस्तक भाग -1

सृजन पब्लिशर्स प्रा . लि .

2. व्याकरण वाटिका भाग -1

मधुबन एजुकेशन बुक

मास	कार्य दिवसों की संख्या	पाठ	रचनात्मक गतिविधि	कला एकीकरण
अप्रैल + मई	17 + 10	<p>पाठ्यपुस्तक पाठ -1 वर्णों की रेलगाड़ी पाठ-2 शब्द बोध पाठ -3 मात्रा बोध (पृष्ठ संख्या 19 से 27) आ की मात्रा (ा), इ की मात्रा (ि), ई की मात्रा (ी), उ की मात्रा (ु), ऊ की मात्रा (ू), ऋ की मात्रा (ृ)</p> <p>व्याकरण :- पाठ -1 हमारी भाषा पाठ -2 हमारी वर्णमाला निबंध – ग्रीष्म ऋतु</p>	गर्मी में मिलने वाले फलों तथा पेय पदार्थों के चित्र चिपकाकर नाम लिखो ।	चिकनी मिट्टी से 'आ' की मात्रा वाले 5 वस्तुओं को बनाकर नाम लिखो ।
जून	09	<p>पाठ्यपुस्तक पाठ -3 मात्रा बोध (पृष्ठ संख्या 28 से 34) , ए की मात्रा (ै), ऐ की मात्रा (ै), ओ की मात्रा (ो), औ की मात्रा (ौ), अनुस्वार (ं)</p> <p>व्याकरण :- पाठ 3 – मात्राएँ</p>	मोर का चित्र बनाकर उसके पंखों पर ' ए, ऐ, ओ, औ ' की मात्रा वाले शब्द लिखो ।	रंगीन कागज , धागे और तिनके की सहायता से पतंग बनाओ ।
जुलाई	20	<p>पाठ्यपुस्तक पाठ -3 मात्रा बोध (पृष्ठ संख्या 35 से 43)</p>	संयुक्ताक्षर वाले पाँच चित्र चिपकाकर नाम लिखो ।	बिंदी , धागे और रंगीन कागज का उपयोग करके जन्मदिन का कार्ड बनाओ ।

		<p>चंद्रबिंदु की मात्रा (ॅ), विसर्ग की मात्रा (:)</p> <p>पाठ - 4 संयुक्ताक्षर</p> <p>गुब्बारे कविता (मौखिक)</p> <p>व्याकरण :-</p> <p>पाठ - 4 शब्द और वाक्य</p> <p>निबंध - वर्षा ऋतु</p>	
अगस्त	21	<p>पाठ्यपुस्तक</p> <p>पाठ - 5 मैं और मेरा परिवार</p> <p>पाठ - 6 सारी दुनिया मेरी है (कविता)</p> <p>व्याकरण :-</p> <p>पाठ - 5 किसे क्या कहते हैं ?</p> <p>लड़का - लड़की</p> <p>एक - अनेक</p> <p>निबंध - स्वतंत्रता दिवस , रक्षाबंधन</p>	<p>एक वृक्ष का चित्र बनाकर उसमें अपने परिवार के पाँच लोगों का चित्र चिपकाओ ।</p> <p>एक एलबम बनाकर उसमें पाँच पशुओं तथा पाँच पक्षियों के चित्र चिपकाओ ।</p>
सितंबर	09	<p>पुनरावृत्ति - कार्य</p> <p>(अप्रैल से अगस्त)</p> <p>पाठ्यपुस्तक - पाठ 1 से 6 तक</p> <p>व्याकरण - पाठ 1 से 5 तक</p> <p>निबंध , चित्र - लेखन ,</p> <p>अपठित गद्यांश</p>	अर्धवार्षिक परीक्षा
अक्टूबर	17	<p>पाठ्यपुस्तक</p> <p>पाठ - 7 दादा जी ने उगाए शलजम</p> <p>रहो स्वच्छ (बातचीत)</p> <p>(केवल पढ़ने के लिए)</p> <p>पाठ - 8 अमरुद बन गए आम (कविता)</p> <p>व्याकरण :-</p>	<p>पाँच फलों के चित्र कॉपी में चिपकाकर उनसे मिलने वाले दो लाभों को लिखो ।</p> <p>अपनी पसंद की दो फलों के नाम लिखो और उनकी एक - एक विशेषता लिखो ।</p>

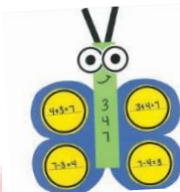
		पाठ - 6 नाम की जगह निबंध - दशहरा		
नवम्बर	14	<p>पाठ्यपुस्तक</p> <p>पाठ - 9 हाथी और चींटी (चित्रकथा)</p> <p>छुपम - छुपाई (कविता) (केवल पढ़ने के लिए)</p> <p>पाठ - 10 कौन सिखाता है (कविता)</p> <p>व्याकरण :-</p> <p>पाठ - 7 कैसा - कितना</p> <p>पाठ - 8 करना है कुछ काम</p> <p>निबंध - दीपावली</p>	चार्ट पेपर पर पाँच क्रिया बताने वाले चित्र चिपकाकर क्रिया शब्द लिखो ।	तिनकों तथा घास - फूस की सहायता से घोंसला बनाकर उसमें चिड़िया के बच्चों से सजाओ ।
दिसम्बर	15	<p>पाठ्यपुस्तक</p> <p>पाठ - 10 कौन सिखाता है (कविता)</p> <p>पाठ - 11 छुटकी उल्ली (कहानी)</p> <p>व्याकरण :-</p> <p>पाठ - 9 एक - जैसे अर्थवाले शब्द</p> <p>पाठ - 10 उल्टे अर्थवाले शब्द</p> <p>निबंध - शीत ऋतु</p>	छह चित्र चिपकाकर उसके दो - दो एक जैसे अर्थवाले शब्द लिखो ।	चार्ट पेपर पर उल्लू का चित्र बनाकर उसे पेंसिल के छिलकों से सजाओ ।
जनवरी	18	<p>पाठ्यपुस्तक</p> <p>पाठ - 12 आओ सीखें एक , दो , तीन</p> <p>व्याकरण :-</p> <p>पाठ - 11 हिंदी की गिनती १ - १०</p> <p>पाठ - 12 रचनात्मक अभिव्यक्ति</p> <p>निबंध - गणतंत्र दिवस , बसंत ऋतु , होली</p>	चार्ट पेपर पर कोई भी चित्र चिपकाकर उसके बारे में पाँच वाक्य लिखो ।	पाँच पौष्टिक आहारों के चित्र चिपकाकर नाम लिखो ।

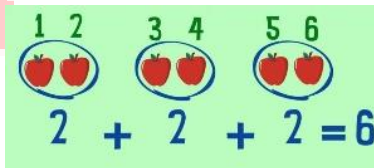
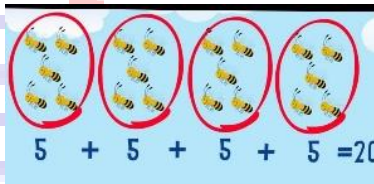
फरवरी	11	<p>पुनरावृत्ति – कार्य (अक्टूबर से फरवरी तक) पाठ्यपुस्तक - पाठ 7 से 12 तक) व्याकरण – पाठ 6 से 12 तक निबंध , चित्र - लेखन , अपठित गद्यांश</p>	वार्षिक परीक्षा	
-------	----	--	-----------------	--


Subject : Mathematics

- ☆ **Prescribed Course Book : - Together with Mathematics Buzz Publication: - Rachna Sagar**
☆ **Prescribed Mental Maths Book : - Math-e-Magic Publication: - Rohan Book Company PVT. LTD**
☆ **My Book OF 21st Century Skills Publication :-Ratna Sagar PVT. LTD**

<u>Month</u>	<u>No. of Working Days</u>	<u>Chapters to be covered Course Book</u>	<u>Math-e-Magic</u>	<u>My Book OF 21st Century Skills</u>	<u>Activity /Project</u>	<u>Art Integrated Activities</u>
April	17	<p align="center">Ch - 1 PRE-NUMBER CONCEPTS</p> <ul style="list-style-type: none"> • Inside- Outside • Top and Bottom • Above and Below • Near and Far • Longer and Shorter • Near and Far • Before, after and between 	<p align="center">Ex - 1 to 10</p>	<p align="center">Ch- 1 Numbers upto 20</p>	<p>To show the concept of comparison using examples from our surroundings i.e pencils, crayons etc.</p> <p>To show comparison of numbers by using colourful buttons or small colourful beads.</p>	<p>To give the concept of comparison with the help of ice-cream sticks and other real objects.</p> <p>To make the model of some different things/ shapes to show the concept of comparison.</p>
May + June	10 + 09	<p align="center">Ch - 2 Playing with Numbers (upto 20)</p> <p align="center">Understanding zero</p> <p align="center">Numbers and Number names (1-10)</p> <p align="center">Numbers 11 -20</p> <p align="center">Number Line</p> <p align="center">Before, after and between</p> <p align="center">Comparison of Numbers</p> <p align="center">Ordering of Numbers</p>	<p align="center">Ex – 11-20</p>	<p align="center">Ch – 1 (Continued)</p>	<p>To show the number names (1-10)make paper chains with colourful paper.</p>	<p>To show the ordinal numbers with the help of straws and colourful papers .</p> <p>To paste the picture of 5 different colours of kites and write their positions in ordinal numbers</p>

		Ordinal numbers Tables – 0-3				
July	20	3 Addition and Subtraction (upto 20) <ul style="list-style-type: none"> • Understanding Addition <ul style="list-style-type: none"> • Addition by counting forward. • Addition facts • Adding Numbers horizontally and vertically. • Adding three numbers. • Understanding subtraction. • Subtraction by counting backwards. • Subtraction on number line. <ul style="list-style-type: none"> • Subtraction tables • Subtraction facts Subtracting numbers horizontally and vertically. Tables – 4 and 5	Ex – 21-30	Ch – 2 Addition and Subtraction upto 10	To show addition/subtraction sums with the help of pictures.	To show the addition and subtraction with the help of colourful papers/origami paper. 
August	21	Ch- 4 Playing with Numbers Ch – 5 Addition and subtraction (21 to 50) Ch- 6 More About Numbers Numbers and Number names.(21-50) <ul style="list-style-type: none"> • Before, after and between • Comparison of two digit numbers • Ordering of numbers Adding/Subtracting Numbers vertically. Numbers and Number names (51-100) <ul style="list-style-type: none"> • Tens and ones • Numbers on the Abacus. • Skip counting • One hundred • Table of 6 	Ex – 31-40	Ch – 4 Addition and Subtraction upto 20 Ch- 7 Addition and Subtraction upto 100	show the addition/subtraction of numbers on the umbrella with the help of colourful stars.	To make groups of hundreds, tens and ones to form 3-digit numbers using stars.

					To make a model of abacus with the help of colourful beads or balls.	Make a model of abacus with the help of colourful beads or balls.
September	09	REVISION FOR HALF YEARLY EXAMINATION				
October	17	<p>Ch-7 More about Addition and Subtraction (0-99) &</p> <p>Ch-8 Multiplication by repeated addition</p> <ul style="list-style-type: none">• Adding 2-digit numbers (without carryover)• Subtracting 2-digit numbers (without carryover)• Repeated addition• Multiplication as Repeated Addition• Multiplication by 2, 3, 5 and 10• Multiplication GridTable of 7	<p>Ex – 41-44</p> <p>Ch – 5 Numbers upto 100</p> <p>Ch- 8 Learn to Multiply</p>	<ul style="list-style-type: none">• To show the concept of multiplication in the form of repeated addition by using various types of Petals, circles, triangles etc.	<p>To show the concept of multiplication by repeated addition.</p>  	
November	14	<p>Ch- 9 Measurement</p> <ul style="list-style-type: none">• Measuring length (Using objects)• Measuring length (Using Body Parts)• Measuring Weight (Using objects)• Measuring Capacity (Using objects)• Table of 8	<p>Ex – Mental Speed 6-9</p>	<p>Ch – 6 Measurement</p> <ul style="list-style-type: none">♦ Make a model of any type of Balance. <p>Paste the pictures of different body parts used to measure length.</p>	<p>To make a model of beam balance.</p> <p>Paste the pictures of different containers which are used to measure capacity.</p>	

December	15	<p>Ch-10 Shapes and Patterns</p> <ul style="list-style-type: none"> •Plane Shapes •Solids •Rolling and Sliding •Patterns <p>Table of 9</p>	Ex – 45-48	<p>Ch – 3 Shapes and Patterns</p>	<ul style="list-style-type: none"> ♦ Make models of two solid shapes. (cube, cuboid, sphere, cone, cylinder) ♦ Make models of two rolling and two sliding objects. 	<p>Identify the shapes of different objects in the given picture.</p> <p>Write the names of three different plane shapes and three different solid shapes that you see inside your classroom.</p>
January	18	<p>Ch-11 Time and Calendar & Ch-12 Money</p> <ul style="list-style-type: none"> •Reading Time •Days in a week •Months in a year •yesterday, Today, Tomorrow •Kirti and her diary <p>Money (Introduction of coins and notes)</p> <p>Table of 10</p>	Ex – Mental Speed 10-12	<p>Ch – 9 Time and Money</p>	<ul style="list-style-type: none"> ♦ Make a model of working clock. ♦ Make a table calendar of the current year and colour the dates representing the birthdays of your family members. ♦ Note the time taken by you for various Daily activities from morning to night, on a certain day and prepare a chart. ♦ To paste the pictures of Indian notes and coins. 	<p>To make a model of working clock.</p>  <p>To paste the pictures of different currency notes.</p> 
February	11	<p>Ch-13 Data Handling</p> <ul style="list-style-type: none"> • Introduction & <p>Revision for Annual Examination</p>		<p>Ch – 10 Data Handling</p>		

Subject – EVS

Prescribed Book – 1) New Learn Well Environmental Studies

Publisher : Holy Faith International (P) Ltd.

2) My Book of 21st Century Skills (Environmental Studies)

Ratna Sagar

Month	No. Of working days	Chapters/Topics to be taught (Learn Well Environmental Studies)	Chapters/Topics to be taught (My Book of 21 st Century Skills)	Activity/Project	Art integrated activity/Project
April	17	Lesson-1 About myself Lesson-2 My Body Parts	Lesson-1 My Body	*Draw and colour your favourite flower on a card for your mother and write HAPPY MOTHER'S DAY.	*Divide the students into four groups to explain the function of sense organs. (Page -8 from book 21 st Century Skills)
May	10	Lesson-3 My Sense Organs Lesson-4 Taking Care of my Body	Lesson -1 My Body (Continued)	*Paste the picture of four things that we use to keep our body clean.	*Paste the picture of five sense organs in notebook.
June	09	Lesson 4 Taking Care of my body (continued) Lesson-5 My Family	Lesson 4 Family and Home	*Make a family tree and paste the picture of your family members in notebook.	*Make a bunch of grapes by using your thumbprint along with your family members.
July	20	Lesson-6 My School Lesson-7 Helpers in our neighbourhood	Lesson -6 People and Places	*Collect the pictures of four people who work in your neighbourhood and paste them in your notebook.	*Make a cap of master chef and paste it in your notebook.
August	21	Lesson-8 Festivals and celebrations	Lesson-5 Fun and Festivals	*Paste the picture of two a) National festival b) Religious festival	*Make a rangoli with the help of different shapes of stickers.(diamond ,star,heart,circle &triangle)
September	09	REVISION FOR HALF YEARLY EXAM	REVISION FOR HALF YEARLY EXAM		
October	17	Lesson-9 Food Lesson -10 Clothes	Lesson-2 Food and Clothes	*Paste your favourite fruit and vegetable in your notebook.	*Make a mask of your favourite fruit and vegetable.
November	14	Lesson-10 Clothes(continued) Lesson-11 Houses	Lesson-2 Food and Clothes (Continued)	*Cut out the pictures of different types of houses from old magazines and newspapers and paste them in your notebook.	*Paste the sample of cotton and woollen clothes.
December	15	Lesson-12 How we move around Lesson-13 Good Manners and Habits	Lesson-3 Good Habits, Good Manners	*Collect pictures that show good habits and paste them in your notebook.	* Make a flower and write four magic words on the petals.(To be done in Notebook)
January	18	Lesson-14 Fascinating World of Plants Lesson-15 Amazing World of	Lesson-7 Animals and Plants Lesson-8 All Around Us	*Paste the picture of any two: a) Water animals b) Pet animals	* Make the picture of different birds & animals with the help of real leaves and paste it in your notebook.

		Animals			
February	11	REVISION FOR ANNUAL EXAM	REVISION FOR ANNUAL EXAM		

SUBJECT: G.K

Prescribed book- Spark knowledge expert with encyclopedia book. (Book no 1) Publisher – spark education

Month	No. of Working days	Topics to be taught Page No.	Lessons
April	17	5, 6, 7, 8	1. Vegetables 2. Fruits for Health 3. Flowers from the Garden 4. Animal world
May + June	19	9, 10, 11, 12, 13	5. About myself 6. Rhyming words 7. Anagrams 8. Opposites 9. Odd-one-out
July	20	14, 15, 16, 17, 18, 19, 20	10. Times for rhymes Quick recap 11. Parts of our body 12. Living and non living 13. Sun, moon and stars 14. Seasons 15. India is my country
August	21	21, 22, 23, 24, 25, 26, 27	16. Festivals are fun 17. Places of worship 18. Our leaders 19. Colourful India 20. Let Us visit 21. Important places Quick recap 2
September	09	Revision	
October	17	28, 29, 30, 31	22. Tourists attraction 23. People of the World 24. Our helpers 25. Means of Transport
November	14	32, 33, 34, 35	26. Safety First 27. Good Habits 28. Proper Places 29. Keeping clean and Healthy
December	15	36, 37, 38, 39, 40	Quick recap 3 30. Ready for a game 31. Out in the open 32. Famous Indian Players 33. The sound of music
January	18	40, 41, 42, 43, 44, 45, 46	34. Cartoon characters 35. Logical reasoning – 1

			36. Logical reasoning- 2 37 Logical reasoning- 3 Check your knowledge 1 Check your knowledge 2
February	11	Revision	

Subject: Moral Science

Prescribed book: Values for Good Life (1)

Publisher: Gurukul Publication (P) LTD

Months	No. of working days	Topics to be covered
April	17	Lesson 1. Being Honest
May	10	Lesson2. Being Cheerful
June	09	Lesson 3. Being Clean and Tidy
July	20	Lesson 4. Love For Family
August	21	Revision
September	09	Revision for Half Yearly Exam.
October	17	Lesson 5. Love Your Neighbours
November	14	Lesson 6. Love Mother Nature
December	15	Lesson 7. Love For God
January	18	Revision
Feb & March	11	Annual Exam

Computer

Prescribed book- TOUCHPAD plusVer.4.0

Months	No. of Working Days	Chapter/ Topics to be taught	Project / Activity
April	17	Chapter-1 Computer – A Machine	*Collect the picture of different machines.
May +June	10+09	Chapter- 2 Uses of a Computer	*Collect the pictures of places where computers are being used. *Prepare a model of monitor and CPU
July	20	Chapter -3 Parts of a Computer	*Collect the picture of 5 different parts of a computer.
August	21	Chapter -4 The Keyboard and the Mouse	*Prepare a model of keyboard. *Prepare a model of mouse showing its different buttons.
September	09	Revision + Half yearly Examination	
October	17	Chapter -5 Tux Paint	*Write the names of the parts of Tux Paint window in scrapbook.
November	14	Chapter -6 Reasoning and Critical Thinking	*Paste the different types of shapes in scrapbook: For example – square, rectangle, circle and triangle
December	15	Chapter -7 Introduction to Scratchjr	
January	18	Chapter -8 Introduction to Artificial Intelligence	*Collect the pictures of 5 Natural things and Artificial things.

February	11	Revision + Annual Examination	
----------	----	-------------------------------	--

SUBJECT- DRAWING

MONTHS	WORKING DAY	BOOK WORKS (Book name :AESTHETICS ART AND ACTIVITY-1) (Page no. and topic)	DRAWING COPY WORK
APRIL	17	Pg.3-Chicku & Strawberry, Pg.4-Duckling, Pg.5-Sunset scene	BIRD
MAY	10	Pg.8-Veggies	PARROT
JUNE	09	Pg.9-Fish, Pg.10-parrot	PEACOCK
JULY	20	Pg.11-Butterfly, Pg.12Big Carrot	DOG
AUGUST	21	Pg.14-Happy mother day, Pg.15-Hut, Pg.16-Greedy fox	ELEPHANT
SEPTEMBER	09	Pg.18-Turnip, Pg.20-Cute bird, Pg.21-Cockoo clock	SCENE
OCTOBER	17	Pg.22-Pokemon, Pg.23-Dolphin, Pg.25-Healthy fruits	A BOY
NOVEMBER	14	Pg.27-Space craft, Pg.28-Toy train, Pg.29-Yacht, Pg.-Colourful umbrella	A GIRL
DECEMBER	15	Pg.32-Smart dog, Pg.33-Butterfly, Pg.34-Panda	ROSE FLOWER
JANUARY	18	Pg.36-Bird, Pg.37-Republic day, Pg.38-Big cat, Pg.39-Friends	KITE FLYING
FEBRUARY	11	REVISION	REVISION

Subject – 1. PHYSICAL FITNESS AND LIFESTYLE

2. COMPONENTS OF HEALTH RELATED FITNESS

Months	No. of Working Days	Topics to be taught
April	17	PRACTICE OF COMMANDS ,STAND AT EASE
May	10	BASKET BALL
June	09	BADMINTON
July	20	KABADDI
August	21	ROPE SKIPPING
September	09	PHYSICAL EXERCISE

3. FUNDAMENTAL SKILLS OF GAMES AND SPORTS

October	17	YOGA
November	14	PRACTICES OF MARSHAL ART
December	15	KHO KHO, EXERCISE
January	18	FOOTBALL
February	11	EVENTS OF ATHLETICS

Subject: Music

MONTHS	NO. OF WORKING DAYS	TOPICS TO BE COVERED
APRIL	17	Knowledge of music related terms- Practical- Alankar
MAY	10	Knowledge of music related terms- Practical- School Prayer and National Anthem
JUNE	9	Knowledge of music related terms- Practical- Playing Swars on Harmonium
JULY	20	Knowledge of music related terms- Practical- Patriotic Song
AUGUST	21	Knowledge of music related terms- Practical- Bhajan on Kaharwa Taal
SEPTEMBER	9	Knowledge of music related term- Music Grade
OCTOBER	17	Knowledge of music related terms- Theory- Kaharwa Taal 8 beats
NOVEMBER	14	Knowledge of music related terms- Practical- Shabad for Guru Nanak Jayanti
DECEMBER	15	Knowledge of music related terms- Practical- English Rhymes with Music
JANUARY	18	Knowledge of music related terms- Theory- Alankar and it's parts
FEBRUARY	11	Knowledge of music related terms- Music Grade