

Guru Gobind Singh Public School, Chas

Durga Puja Holiday Assignment

Class:- 1

English:-


1. Make a model of your favourite pet with the help of clay .





2. Complete your English handwriting book from page number 61 to 70 .
3. Learn the difficult words and Q/A of chapter 7 'The New Watchman
4. Complete the given worksheet and paste it in your notebook .


Name: \_\_\_\_\_ Date: \_\_\_\_\_


Fill in the blanks with **This** or **That**.


1. \_\_\_\_\_ is a cat. → 


2. \_\_\_\_\_ is a dog. → 


3. \_\_\_\_\_ is an apple. → 


4. \_\_\_\_\_ is a bag. → 


5. \_\_\_\_\_ is a rocket. → 

6. \_\_\_\_\_ is a duck. → 

7. \_\_\_\_\_ is a kite. → 

8. \_\_\_\_\_ is a hat. → 

9. \_\_\_\_\_ is a boy. → 

10. \_\_\_\_\_ is a house. → 

Hindi:-

- 1) एक चार्ट पेपर पर पाँच फलों के चित्र चिपकाकर उनसे मिलने वाले दो लाभों को लिखें ।
- 2) चार्ट पेपर पर पाँच क्रिया बताने वाले चित्र चिपकाकर क्रिया शब्द लिखें ।
- 3) तिनको तथा घास-फूस की सहायता से घोंसला बनाकर उसमें चिड़िया के बच्चों से सजाएँ ।
- 4) एक पतली कॉपी में प्रतिदिन एक पृष्ठ सुलेख लिखें।

Mathematics:-

1. Complete these worksheets  and paste them in your maths notebook

Name \_\_\_\_\_

Teacher \_\_\_\_\_

Class \_\_\_\_\_

Date \_\_\_\_\_

# MISSING DOTS

Complete the equation by drawing the missing dots.

$$\begin{array}{|c|} \hline \bullet \\ \hline \end{array} + \begin{array}{|c|} \hline \\ \hline \end{array} = 10 \quad \begin{array}{|c|c|} \hline \bullet & \bullet \\ \hline \bullet & \bullet \\ \hline \end{array} + \begin{array}{|c|} \hline \\ \hline \end{array} = 5$$

$$\begin{array}{|c|} \hline \\ \hline \end{array} + \begin{array}{|c|} \hline \bullet \\ \hline \bullet \\ \hline \end{array} = 8 \quad \begin{array}{|c|} \hline \\ \hline \end{array} + \begin{array}{|c|c|} \hline \bullet & \bullet \\ \hline \bullet & \bullet \\ \hline \bullet & \bullet \\ \hline \end{array} = 7$$

$$\begin{array}{|c|} \hline \bullet \\ \hline \end{array} + \begin{array}{|c|} \hline \\ \hline \end{array} = 4 \quad \begin{array}{|c|c|} \hline \bullet & \bullet \\ \hline \bullet & \bullet \\ \hline \end{array} + \begin{array}{|c|} \hline \\ \hline \end{array} = 6$$

$$\begin{array}{|c|} \hline \\ \hline \end{array} + \begin{array}{|c|} \hline \bullet \\ \hline \bullet \\ \hline \end{array} = 3 \quad \begin{array}{|c|} \hline \\ \hline \end{array} + \begin{array}{|c|c|} \hline \bullet & \bullet \\ \hline \bullet & \bullet \\ \hline \bullet & \bullet \\ \hline \end{array} = 8$$

$$\begin{array}{|c|} \hline \bullet \\ \hline \end{array} + \begin{array}{|c|} \hline \\ \hline \end{array} = 2 \quad \begin{array}{|c|c|} \hline \bullet & \bullet \\ \hline \bullet & \bullet \\ \hline \end{array} + \begin{array}{|c|} \hline \\ \hline \end{array} = 9$$

Name: \_\_\_\_\_

# Fact Families



Add & subtract using the numbers.

12  
7      5

$$5 + 7 = 12$$
$$7 + 5 = 12$$
$$12 - 5 = 7$$
$$12 - 7 = 5$$

9  
6      3

$$\underline{\quad} + \underline{\quad} = \underline{\quad}$$
$$\underline{\quad} + \underline{\quad} = \underline{\quad}$$
$$\underline{\quad} + \underline{\quad} = \underline{\quad}$$
$$\underline{\quad} + \underline{\quad} = \underline{\quad}$$

19  
12      7

$$\underline{\quad} + \underline{\quad} = \underline{\quad}$$
$$\underline{\quad} + \underline{\quad} = \underline{\quad}$$
$$\underline{\quad} + \underline{\quad} = \underline{\quad}$$
$$\underline{\quad} + \underline{\quad} = \underline{\quad}$$

16  
9      7

$$\underline{\quad} + \underline{\quad} = \underline{\quad}$$
$$\underline{\quad} + \underline{\quad} = \underline{\quad}$$
$$\underline{\quad} + \underline{\quad} = \underline{\quad}$$
$$\underline{\quad} + \underline{\quad} = \underline{\quad}$$

E.V.S:-

1. Paste the pictures of
  - a) Types of houses
  - b) Different types of religious festivals
  - c) Different neighbourhood places

**Note:-** Do these  work in your EVS notebook.

2. Make a Maa Durga wall hanging craft. Like this 



**Materials required:-**

- Colourful papers
- Pearl beads
- Colour

- Circle shape cardboard
- Thread

3. Make a model of kutcha house and Pucca house. Like this 



