

Guru Gobind Singh Public School Bokaro /Chas/Dhanbad



Syllabus 2025 – 26

Class: Pre - Nursery

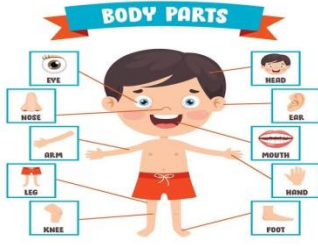

GURU GOBIND SINGH PUBLIC SCHOOL
SECTOR V/B , BOKARO STEEL CITY
SYLLABUS - SESSION 2025-26
CLASS – PRE NURSERY




SUBJECT- ENGLISH




Prescribed books- 1.) Alphabet letter recognition
2.) Nursery Rhymes


Publication : 1.) Firefly books


2.) Prem Publication House

Month	No. of working days	Topics to be covered	Oral Drill	Art Integration	Activity/Project
April	17	Scribbling , Standing Tracing and Colouring Alphabet Letter Recognition : page no. 5 to 9 Nursery Rhymes :- <ul style="list-style-type: none"> • Cobbler , Cobbler • Mary had a little lamb 	Alphabets A to H with pictures Body Parts General Commands Recitation of rhymes with action. 	Identification of summer fruits. Move and stop activity Jump on A,B,C Put the cotton colour balls in its same colour box	Paste the pictures of 5 fruits we eat in the summer season in the Note book. Make letters A / H with the help of ice cream stick See the letter and write on sand.
May	07	Sleeping lines , Slanting lines , Zig - Zag lines Tracing & Colouring Alphabet Letter Recognition : page no. 10 to 13 Nursery Rhymes :- <ul style="list-style-type: none"> • Mary , Mary 	Action words Recognizing the general things in the classroom 	Picture reading activity Jump on D,E,F,G Pick up the letters	Making tree with clay. Leaf based activity to create a butterfly.

June	12	<p>Left Curves , Right Curves , Circles</p> <p>Tracing & Colouring Alphabet Letter Recognition : page no. 14 to 20 Nursery Rhymes :-</p> <ul style="list-style-type: none"> Two Little Dicky Birds Peter , Peter Pumpkin - Eater 	<p>Colour names , Flowers name Water Transport</p> 	<p>GOOD MANNERS (with the help of rhymes)</p> <p>Pick up the letters</p>	<p>Sense of taste/touch activity.</p> <p>Paste the pictures of water transport.</p> <p>Paper pasting on scribbling,standing,slanting lines</p>
July	24	<p>Learning Capital letters : A,B,C,D,E,F,G,H,I,</p> <p>Rainbow Writing Find the letter A and colour it. Circle the beginning letter. Alphabet Letter Recognition : page no. 21 to 33 Nursery Rhymes :-</p> <ul style="list-style-type: none"> Chubby Cheeks A Wise Old Owl Ding , Dong , Bell 	<p>Birds Names General Conversation Recitation of rhymes with action. Land Transport</p> 	<p>Demonstration of pet/wild /water animals with the help of charts.</p> <p>Jump on letters D,H,L,B</p> <p>To make fruits and vegetables with the help of clay</p>	<p>Separate colour cotton balls in different bowls.</p> <p>Put the colourful cotton balls on the given letters.</p> <p>Paste letter related to their picture.</p>
August	21	<p>Learning Capital letters : J,K,L,M,N,O</p> <p>Colour the letter M Match the following Write the first letter Alphabet Letter Recognition : page no. 34 to 41 Nursery Rhymes :-</p> <ul style="list-style-type: none"> Little Jack Horner Little Miss Muffet 	<p>Animals name (Pet\wild) Fruits names with pictures</p> 	<p>Separate Wild And Pet Animals in different boxes</p> <p>Jump on letters M,N,O,P</p>	<p>Colour the wild animals.</p> <p>Colour the National flag.</p> <p>Colour the rainbow.</p>

September	07	Revision			
October	13	<p>Learning Capital letters : P,Q,R,S,T,U</p> <p>Join the dots and colour it. Circle the pictures related to P. Alphabet Letter Recognition : page no. 42 to 48 Nursery Rhymes :-</p> <ul style="list-style-type: none"> Rock a bye Baby Little Tommy Tucker 	<p>Colours Name Festivals name Recitation of rhymes with action.</p>  <p>The collage titled 'Festivals of India' shows various Indian festivals: Diwali (lamps), Eid-ul-fitr (mosque), Dussehra (effigy), Christmas (tree), Janmashtami (baby), Rakshabandhan (sister), Holi (color), and Gurpurab (Guru).</p>	<p>Put the beads according to the given colours.</p> <p>See the picture and pick its correct flash card</p>	<p>Make a frog with the help of colour chart paper.</p> <p>Make letter T with the help of ice cream sticks.</p>
November	17	<p>Learning Capital letters : ,V,W,X</p> <p>Rainbow Writing. Circle the odd one out Circle the letter W and U Alphabet Letter Recognition : page no. 49 to 57 Nursery Rhymes :-</p> <ul style="list-style-type: none"> Pussy Cat , Pussy Cat 	<p>People Who Help Us English Conversation</p>  <p>The collage titled 'COMMUNITY HELPERS' shows various professions: a farmer, a doctor, a teacher, a police officer, a mailman, a construction worker, a firefighter, and a soldier.</p>	<p>Fishing the letters</p> <p>Colour the peacock</p>	<p>Paste pictures of people who help us</p> <p>Make an umbrella with the collage making</p>
December	19	<p>Learning Capital letters : Y,Z Write A to Z.</p> <p>Colour the fruit. Circle only the vegetables. Match the same alphabets. Alphabet Letter Recognition : page no. 58 to 68 Nursery Rhymes :-</p> <ul style="list-style-type: none"> Teddy Bear Teddy Bear We Willie Winkie 	<p>Vegetables Name Air transport</p>  <p>The collage shows three types of aircraft: an Aeroplane, a Helicopter, and a Jet.</p>	<p>Demonstration of X-mas tree by showing object. See the letter in the card board and paste the same letter on it.</p>	<p>Make X-MAS tree with the help of craft paper</p> <p>Collage making</p>

January	14	<p>Write alphabets from A to Z.</p> <p>Circle the correct picture.</p> <p>Alphabet Letter Recognition : page no. 69 to 76</p> <p>Nursery Rhymes :-</p> <ul style="list-style-type: none"> One , Two 	<p>Alphabets A to Z with pictures</p> <p>Name of the days.</p> <p>Different Season Names -</p> 	<p>Separate the fruits and vegetables in different bowls.</p>	<p>Blow painting with straw</p> <p>Colour the National Animal Of India.</p> <p>Decorate the tree with letters.</p>
February	05	Revision			




विषय - हिंदी

Prescribed book: आओ गुनगुनाएँ

Publication: Firefly Books

Months	No. of working days	Topics to be covered	Oral Drill	Art Integration	Activity/Project
अप्रैल + मई	17+07	आओ गुनगुनाएँ - पृष्ठ संख्या - 2 to 5	सामान्य बात-चीत अ, आ, इ, ई तक के स्वर अक्षरों का मौखिक अभ्यास रंगों की पहचान	स्वर अक्षरों का मौखिक अभ्यास वास्तविक फलों की सहायता से छात्रों को “फलों के फायदे ’ ’ की जानकारी दी जाएगी ।	दिए गए चित्रों में से फलों के रंगों में रंग भरें
जून	12	आओ गुनगुनाएँ - पृष्ठ संख्या - 6 to 9	सामान्य बात-चीत अ, आ, इ, ई तक के स्वर अक्षरों का मौखिक अभ्यास फलों के नाम	वास्तविक वस्तुओं की सहायता से विभिन्न रंगों से अवगत करवाया जायेगा ।	रंग-बिरंगे कागज की सहायता से नाव बनाना सिखें।
जुलाई	24	आओ गुनगुनाएँ - पृष्ठ संख्या - 10 to 13	सामान्य बात-चीत उ, ऊ, ऋ, तक के स्वर अक्षरों का मौखिक अभ्यास सब्जियों तथा पक्षियों के नाम ।	चित्र तालिका तथा रबड़ से बने पशुओं की सहायता से उन्हें जंगली, पालतू पशुओं के बीच के फर्क को समझाया जायेगा ।	दिए गए चित्रों में से जंगल के रंगों में रंग भरें

अगस्त	21	आओ गुनगुनाएँ - पृष्ठ संख्या - 14 to 17	सामान्य बात-चीत ए, ऐ, ओ तक के स्वर अक्षरों का मौखिक अभ्यास पशुओं के नाम	चित्र तालिका तथा वास्तविक सब्जियों की मदद से उनके फायदे की जानकारी दी जाएगी रबड़ से बने पक्षियों तथा चित्रों की सहायता से पक्षियों की जानकारी दी जाएगी	गणतंत्र दिवस पर दाल की सहायता से तिरंगा बनाना सिखें।
सितम्बर	07	पढाए गए पाठों की पुनरावृत्ति 			
अक्टूबर	13	आओ गुनगुनाएँ - पृष्ठ संख्या - 18 to 21	सामान्य बात-चीत औ, अं, अः तक के स्वर अक्षरों का मौखिक अभ्यास फूलों के नाम विभिन्न प्रकार के त्योहारों की जानकारी	छात्रों को वास्तविक फूलों की सहायता से फूलों की जानकारी दी जाएगी दिए गए चित्रों में से लाल फल में रंग भरें।	स्वर माला कार्यकलाप 
नवम्बर	17	आओ गुनगुनाएँ - पृष्ठ संख्या - 22 to 25	सामान्य बात-चीत अ से अः तक के स्वर अक्षरों का मौखिक अभ्यास सप्ताह के दिनों के नाम तथा उड़ने वाले वस्तुओं का परिचय	चित्र तालिका की सहायता उड़ने वाले वस्तुओं की जानकारी दी जाएगी सप्ताह के दिनों का मौखिक अभ्यास	चिकनी मिट्टी (Clay) की सहायता से दीया बनाए।
दिसम्बर	19	आओ गुनगुनाएँ - पृष्ठ संख्या - 26 to 29	सामान्य बात-चीत अ से अः तक के स्वर अक्षरों का मौखिक अभ्यास चित्र वर्णन, महीनों के नाम तथा समान स्वर वाले शब्दों का मौखिक अभ्यास	छात्रों को पार्क में खेल के दौरान वहाँ वो क्या -क्या देख रहे हैं समझाया तथा पूछा जाएगा महीनों के नाम का मौखिक अभ्यास कागज की सहायता से क्रिसमस ट्री बनाए।	रंग - बिरंगे कागज और रूई से सांता क्लॉज़ बनाए।

जनवरी	14	आओ गुनगुनाएँ - पृष्ठ संख्या - 30 to 32	सामान्य बात-चीत अ से अः तक के स्वर अक्षरों का मौखिक अभ्यास अच्छी आदतें का अभ्यास	छात्रों को अच्छी आदतों से संबंधित बातें बताई जाएगी	नए साल पर कार्ड बनाए। तिरंगे में उचित रंग भरें।
फ़रवरी	05	पढ़ाए गए पाठों की पुनरावृत्ति 			


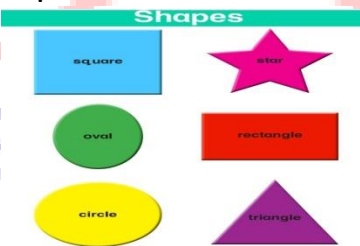








SUBJECT –MATHEMATICS

Prescribed books – 1. Playtime Mathematics

Publication : Avichal Publishing Company

Months	No. of working days	Topics to be covered	Oral Drill	Art Intregation	Activity/Project


April	17	Scribbling Pattern writing(1,3) Colouring and tracing Balvatika A : Page no – 5 to 8,30,31,32,33	Counting numbers from 1 to 10 Concept of Big And Small objects. 	Solve the puzzle Jump on numbers Rhymes based on numbers.	Make scribbling lines with the help of colorful threads. Count and Stick
May	07	Count and match Shape : Square Balvatika A : Page no - 15,17,19,20	Counting 1 to 10 Shapes 	Demonstration of numbers by showing flash cards. Put the beads in the pencil	Put shapes according to the given spaces Put the colour ice cream sticks in its same colour line
June	12	Numeral – 2,4 Count and match Balvatika A : Page no – 21,22,34,35,36	Counting numbers from 11 to 20	Paste one big and one small object in your notebook. Paste stickers according to the numbers on ice cream stick	Make pyramid with the help of cups Grow Flowers Petal with finger print
July	24	Numerals -5,6 Shape : Triangle Tall and short. Balvatika A : Page no – 29,37,38,39,40,41,42	Counting numbers from 1 to 20 Concept-Tall and short objects. 	Demonstration by showing real objects (tall & short) Make one tall picture and one short picture with the help of clay	Make petals according to the given numbers with ear buds Colour the taller picture
August	21	Numerals -7,8 Colour the shapes. Match the same numbers. Balvatika A : Page no – 43 to 59	Counting Numbers from 21 to 30 Concept- Hot and Cold 	Identification of numbers by showing flash cards. Paste the different shapes	Colour the HOT picture. Shape Sorting
September	07	Revision			

October	13	Numeral - 9 Shape : Circle Circle the number 9 Balvatika A : Page no – 9,10,16,23,24,60,61	Counting Numbers from 1 to 30 Concept - Full and Empty 	Demonstration by showing them real objects (full and empty) Completing the different shapes by using ice-cream sticks Sorting things by their colour.	Cross the empty picture. Paste cotton balls on numeral 9. Count and Stick.
November	17	Numeral – 10 Shape : Rectangle Circle the number 10 Heavy and light objects. Balvatika A : Page no –25,26,27 62 to 68	Counting Numbers from 1 to 40 Concept-Heavy and light objects 	Demonstration by showing them real objects (heavy & light) Draw and colour the heavier object (note book).	Make a heavy and a light object with the help of clay Put numbers on tree.
December	19	Match the same numbers Count and write Missing numbers Balvatika A : Page no – 11,12,28,69,70,71	Counting Numbers from 1 to 50 Concept – More and Less	Demonstration of FAR and NEAR by showing real DEMO. Paste stickers according to the numbers on ice-cream stick.	Make craft related to FAR and NEAR. Count and Clap.
January	14	Write numbers from 1 to 10. Missing Numbers. Tick the lighter object. Colour the shorter object Balvatika A : Page no – 13,14,72 to 80 	Counting Numbers from 1 to 50. Concept – Up and Down 	Identification of numbers by showing flash cards. Roll the dice	Paste BUTTONS according to the numbers. Finger Print Activity
February	05	Revision			

S
ubject :
Physical
Educ
ation

Month	No. of the working days	Topics covered
April	17	General Commands and PT , Passing the ball.
May	07	Solve the puzzle , Musical chair.
June	12	Yoga , Musical chair.
July	24	Free hand exercise and cycling , balancing the ball.
August	21	Recreation games , Basket ball ,Follow the leader.
September	07	Mid term examination , Practice of Dart board.
October	13	Recreation games , Basket ball, Balloon Keep Up
November	17	Different events Ex: banana race , butterfly race.
December	19	Different events Ex: cycle race , Animal Walk Race

January	14	Aerobics and jogging.
February	05	Passing the ring , Aerobics and Jogging , Obstacle Course.



SUBJECT- DRAWING

SYLLABUS

CLASS-PRE-NURSERY

MONTHS	BOOK WORKS (Book name :CREATIVE MINDS-A, Gangaram Prakashan) (Page no. and topic)	DRAWING COPY WORK	WORKING DAY
APRIL	Pg.3-Sitting Under A Tree, Pg.4-Making Shapes, Pg.5-Recognising Differences	As per the children Choice	17
MAY	Pg.6-Winkie The Mouse, Pg.7-Drawing Patterns,		07
JUNE	Pg.8-House, Pg.9-Rainbow		12
JULY	Pg.10-Snail, Pg.11-Colourful Patterns, Pg.12-A Bright Sunny Day, Pg.13-Paper Boat		24
AUGUST	Pg.14-Magician's Hat, Pg.15-Healthy Tomato, Pg.16-Precious Diamond,		21
SEPTEMBER	Pg.17-Hard Working Bees, Pg.18-Patrick The Cricket, Pg.19-Clourful Ball,		07
OCTOBER	, Pg.20-Cute Puppy, Pg.21-Pacock, Pg.22-Snowy Season, Pg.23-Penguin Under An Umbrella		13
NOVEMBER	Pg.24-Facial Expressions, Pg.25-Night sky, Pg.26-Oliver The Monkey		17
DECEMBER	Pg.27-Fishes, Pg.28-Butterfly And Flowers, Pg.29-Ella The Seahorse		19
JANUARY	Pg.30-Soft Bunny, Pg.33-Mr.Penguin, Pg.34-Little Mermaids		14
FEBRUARY	REVISION		05