

GURU GOBIND SINGH PUBLIC SCHOOL

SECTOR-5/B,B.S.CITY

SYLLABUS: 2023-24

Class-PREP


Subject-English



Prescribed books:


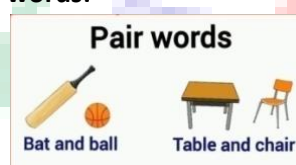

- Revised NEW HORIZONS TODAY
A multi-skill course in English (READER 0B)
- MY SECOND ACTIVITY BOOK
- Fun with cursive writing. C







Publisher:


- * Macmillan education
- Kirti Publications

Months	Working Days	Topics to be covered	Oral	Art Integrated Activity/Project
April + May	17+10	<ul style="list-style-type: none"> ❖ Recapitulation of alphabets <ul style="list-style-type: none"> • Capital letters (A-Z) • Small letters (a-z) ❖ Recapitulation of three lettered words (with a, e, i, o, u sounds) <ul style="list-style-type: none"> • Name the pictures • Missing letters • Matching ❖ Book related exercises <ul style="list-style-type: none"> • Reader book: L-2 and 3 • Activity book- pg no: 21 to 31 (a, e, i, o, u sound words) ❖ Cursive Writing <ul style="list-style-type: none"> • Pg no: 3 and 4 	<ul style="list-style-type: none"> ❖ Rhymes <ul style="list-style-type: none"> • Baa! Baa! Black Sheep (Reader book pg no: 51) ❖ General questions: <ul style="list-style-type: none"> • What is your name? • What is your father's name? • What is your mother's name? • What is your mobile no? • How old are you? 	<ul style="list-style-type: none"> ❖ Students will make a bird and feathers with the help of origami paper and write three lettered words on it. 

June	09	<ul style="list-style-type: none"> ❖ Introduction of four and five lettered words. <ul style="list-style-type: none"> • Name the pictures • Missing letters • Matching ❖ Book related exercises <ul style="list-style-type: none"> • Activity book- pg no: 32 to 42 ❖ Rhyming words pg no: 93 and 94 (a, e, i, o, u sound words) ❖ Cursive Writing Pg no: 5 and 6 	<ul style="list-style-type: none"> ❖ Rhymes <ul style="list-style-type: none"> • Numbers (Reader book pg no: 49) ❖ General Commands:- <ul style="list-style-type: none"> • Please sit down • Raise your hands • Take out your books • Look at the black board • Put your hands up • Close your eyes • Sharpen your pencil • Throw it in the dustbin • Listen to me carefully • Open your book • Be quiet 	<ul style="list-style-type: none"> ❖ Students will make an egg with the help of pastel chart paper and write rhyming words on it. 
July	20	<ul style="list-style-type: none"> ❖ Introduction of Vowels and Consonants ❖ Articles (use of a/an) ❖ Activity book: pg no 73 to 75 ❖ One and Many (pg no: 63 to 65) ❖ Use of This/That (pg no: 49 and 50) ❖ Reader book(pg no: 6 and 8) ❖ Cursive Writing <ul style="list-style-type: none"> • Pg no: 7, 8, 9 and 10 	<ul style="list-style-type: none"> ❖ Rhymes <ul style="list-style-type: none"> • Little Tommy Tucker (Reader book- pg no: 48) ❖ General questions: <ul style="list-style-type: none"> • What is the name of your school? • Who is your class Teacher? • Where do you live? • Who is your principal? • In which class do you study? • How old are you? 	<ul style="list-style-type: none"> ❖ Cut and paste the pictures of objects with the help of coloured papers to show One and Many. 


August	21	<ul style="list-style-type: none"> ❖ Reader book (pg no: 1) ❖ Composition- 'An ice-cream' and 'The sun' ❖ Use of Has/Have <ul style="list-style-type: none"> • Reader book(pg no: 26) ❖ Action words <ul style="list-style-type: none"> • Reader book (pg no:33 to 35) • Make sentences with action words • WHAT IS THIS? • Activity book- pg no: 47 and 48 ❖ Cursive Writing Pg no: 11, 12 and 13 	<ul style="list-style-type: none"> ❖ Rhymes <ul style="list-style-type: none"> • PIGGY ON THE RAILWAY TRACK ❖ General Questions:- <ul style="list-style-type: none"> • How many colours are there in our National flag? • When do we celebrate Independence Day? • Name of the freedom fighters. 	<ul style="list-style-type: none"> ❖ Write 10 action words(you do daily) on colourful papers and paste as the picture given below :  <ul style="list-style-type: none"> ❖ Paste emoji's of different emotions and decorate them.
September	09	<ul style="list-style-type: none"> ❖ Circle the first letter of the name of the each picture. <ul style="list-style-type: none"> • Activity book- pg no: 115 ❖ REVISION FOR HALF YEARLY EXAMINATION 		
October	17	<ul style="list-style-type: none"> ❖ Preposition on/in/under <ul style="list-style-type: none"> • Activity book- pg no: 53, 54, 55 and 57 • Reader book-pg no: 21 ❖ Pair Words <ul style="list-style-type: none"> • Reader book- pg no: 15 and 16 • Activity book- pg no: 51, 52, 66, 67 and 68 ❖ Composition- 'My Pet' ❖ Cursive Writing Pg no: 14, 15 and 16 	<ul style="list-style-type: none"> ❖ Rhymes <ul style="list-style-type: none"> • TWO LITTLE DICKY BIRDS ❖ Generals Questions:- <ul style="list-style-type: none"> • When do we celebrate Gandhi Jayanti? • Who takes care of the garden? • How many days are there in a week? 	<ul style="list-style-type: none"> ❖ Cut and paste the pictures of Pair words:-  <ul style="list-style-type: none"> ❖ <u>Motor Skill games</u> Place the objects as per instructions (Use of in/on/ under).  <ul style="list-style-type: none"> ❖ Paste the pictures showing on/in/under.



November	14	<ul style="list-style-type: none"> ❖ Opposites <ul style="list-style-type: none"> • Activity book- pg no: 98, 99 and 100 ❖ Uses of These/Those ❖ Body Parts (1, 2 and 3) <ul style="list-style-type: none"> • Reader book- pg no: 28, 29, 30, 31 and 32 ❖ Cursive Writing <ul style="list-style-type: none"> Pg no: 17 to 22 	<ul style="list-style-type: none"> ❖ Rhymes <ul style="list-style-type: none"> • PLUCK BANANA, PLUCK BANANA ❖ Story- 'The dog and The meat' <ul style="list-style-type: none"> • Activity book- (pg no: 101) ❖ Generals Questions:- <ul style="list-style-type: none"> • Which festival is called the festival of lights? • Who is the first Guru of Sikhs? ❖ Oral drill of antonyms 	<p>Paste the pictures of objects showing opposites.</p> <div>   </div> <div> <p>hot</p> <p>cold</p> </div> <div>   </div> <div> <p>long</p> <p>short</p> </div> <ul style="list-style-type: none"> ❖ Make colourful flowers with the help of pastel chart paper showing opposites 
December	15	<ul style="list-style-type: none"> ❖ Sentences beginning with He/She/I/It <ul style="list-style-type: none"> • Activity book- pg no: 87, 88 and 89 ❖ Picture Writing (Write a sentence about each picture) ❖ Composition- 'Butterfly' ❖ Cursive Writing <ul style="list-style-type: none"> Pg no: 22 to 28 	<ul style="list-style-type: none"> ❖ Riddles ❖ Generals Questions:- <ul style="list-style-type: none"> • When do we celebrate Christmas? • How many months are there in a year? Name them. 	<ul style="list-style-type: none"> ❖ Cut and paste the picture of a butterfly. ❖ Make a pronoun triangle with the help of pastel chart paper showing He/She/It and I. 

January	18	<ul style="list-style-type: none"> ❖ Animals and their babies <ul style="list-style-type: none"> • Reader book- pg no: 54 ❖ Colours' name ❖ Riddles (pg no: 58) ❖ Revision Time -1 and 2 <ul style="list-style-type: none"> • Reader book- (pg no: 55 to 57) • Activity book- pg no: 102, 106, 119 and 120 ❖ Cursive Writing Pg no: 29 to 32 	<ul style="list-style-type: none"> ❖ Rhymes <ul style="list-style-type: none"> • OLD MAC DONALD HAD A FARM ❖ Generals Questions:- <ul style="list-style-type: none"> • When do we celebrate Independence Day? • When do we celebrate New Year? • Who is the tenth Guru of Sikhs? • Name our National animal/bird/tree/fruit and flower. 	<ul style="list-style-type: none"> ❖ Make a colour chart with the help of pictures of things you see around you : 
February	11	❖ Revision for Annual Examination		

विषय -हिंदी

पाठ्यपुस्तक- आधारिका पुस्तक 'ए' और 'बी'पब्लिशर्स- नेक्स्ट एजुकेशन इंडिया प्रा.ली .

मास	कार्य दिवसोंकी संख्या	पाठ्य संख्या	विषय (पाठ)	मौखिक	रचनात्मक गतिविधियां
अप्रैल + मई	17+10	<p>आधारिका पुस्तक 'ए' पेज न0- 13,14,15,18,19</p> <p>आधारिका पुस्तक 'बी' पेज न0-3 ,4,5,6</p>	स्वर, व्यंजन,बिना मात्रा वाले शब्द और आ की मात्रा	कविता - आओ गीत गाएं)पुस्तक 'ए'), अपना परिचय	चित्र में स्वर वर्ण लिखो । 
जून	09	पुस्तक 'बी'- पेज न0- 9,10,तक 18 से 11	आ की मात्रा का अभ्यास	कविता)पुस्तक 'ए' से, पेज न 16 -और (2,फलोंके नाम	टोकरी को आ की मात्रा वाले शब्दोंसे सजाओ ।



		पुस्तक 'ए'- पेज न०- त 24 से 20क			
जुलाई	20	पुस्तक 'ए'-पेज न०- 20 से 24 पुस्तक 'बी' पेज न०- 11 18 से	इ और ई की मात्रा	कविता)पुस्तक 'ए'पेज न०-(2 , फूलोंके नाम	इ की मात्रा से दो चित्र बनाकर रंग भरो ।
अगस्त	21	पुस्तक 'ए'- पेज न०- तक 28 से 25	उ की मात्रा ऊकीमात्रा	सब्जियों के नाम,पुस्तक 'ए' कविता पेज न०-03	उ की मात्रा से तीन चित्र स्क्रेप किताब मे चिपकाओ ।
सितंबर	09	पुस्तक 'बी'- पेज न०- तक 30 से 21	पुनरावृत्ति	पुस्तक 'बी' कविता पेज न०-56 ,57 ,58	चार्ट पेपर पर पाँच सब्जियों के चित्र बनाकर उनका नाम लिखो ।
अक्तूबर	17	पुस्तक 'ए'- पेज न०- 31,32 पुस्तक 'बी'-पेज न०- 31,32,33,34	एकी मात्रा	पुस्तक 'ए' कविता पेज न०-04 , पक्षियों के नाम)Clay) मिट्टी से ओखली बनाओ ।
नवम्बर	14	पुस्तक 'ए'- पेज न०- 33,34 पुस्तक 'बी'- पेज न०- पुस्तक तक 55 से 45	ऐकी मात्रा	पुस्तक 'ए' कविता पेज न०-05 , विपरीत शब्द, पुस्तक 'बी' कविता पेज न०-84	फलोंमे रंग भरो । 
दिसम्बर	15	'पुस्तक ए'-पेज न०- 36,37 पुस्तक 'बी'- पेज न०- तक 72 से 61	ओ की मात्रा	पुस्तक 'ए' पेज न०- 06 कविता, दिनों के नाम, पुस्तक 'बी' पेज न०- कविता 102	रंगीन कागज से नौका बनाओ ।





जनवरी	18	पुस्तक 'ए'- पेज न०- 38,39 पुस्तक 'बी'- पेज न०- तक 83 से 75	औ की मात्रा	पुस्तक 'ए' पेज न०-8 , 9 से कविता, अ अंकों तथा शब्दोंमें एक से दस तक गिनती	
फरवरी	11	पुस्तक 'ए'- पेज न०- तक 49 से 46 पुस्तक 'बी'-पेज न०- 87 तक 113 से	पढ़ाये गए पाठोंकी पुनरावृत्ति	पुस्तक 'ए' पेज न०- 10,11 कविता	





SUBJECT : MATHEMATICS

PRESCRIBED BOOK – JUNIOR MATHS (PRIMER)

PUBLICATION- BHARATI BHAWAN

MONTH	NO. OF WORKING DAYS	TOPICS TO BE COVERED	ORAL	ART INTEGRATED ACTIVITY
APRIL	17	Numbers 1 to 5 (Pg no.7 to 17) Numbers 6 to 10 Understanding 1 to 10 Before, After , Between Counting Down from 10 to 1 Numbers 11 to 20 (Pg no.62-70)	Forward Counting 1 to 20 Number names 1 to 10 Backward Counting 10 to 1	Make a tree and paste small size circles on the tree and write numbers 1 to 10 on it. 
May	10	Numbers 21 to 30 (Pg no.71) After, Before , Between Backward Counting (Pg no 18-27)	Number names 11 to 20 Forward Counting 21 to 30 Backward Counting 20 to 10	Draw pictures using numbers 1 to 5 in the chart paper 


June + JULY	09+ 20	Numbers 31 to 40 (Pg no.75) Comparison - Big – Small, Tall – Short , Long - Short(Pg no 3 - 6) Concept of More, Less , Equal (Sign - < ,> ,=) After , Before , Between Backward Counting (Pg no 58 -61 and Pg no 72-77)	Number names 21 to 30 Forward Counting 31 to 40 Backward Counting 40 to 20 Concept of More- Less ,Tall- Short and Long-Short.	Draw pictures using numbers 6 to 10 in the chart paper. 
AUGUST	21	Numbers 41 to 50 (Pg no.78-81) After, Before , Between Backward Counting	Number names 31 to 40 Forward Counting 41 to 50 Backward Counting 50 to 40	Create a flower garden by writing numbers from 21 to 30 on each Petal of the flowers. 
SEPTEMBER	09	Revision for Half yearly exam	Number names 41 to 50	Make a stair and write backward Counting from 10 to 1 
OCTOBER	17	*Numbers 51 - 60 (Pg no- 82) Zero (Pg no.52) Pre Additional Exercises (Pg no.28 & 29) Addition (Pg no.31)	Number names 51 to 60 Forward Counting 51 to 60 Backward Counting 60 to 50	Show addition with the help of bindis. 






NOVEMBER	14	<p>*Numbers 61-70</p> <p>Pre- Subtraction Exercises (Pg no 32-40)</p> <p>Subtraction (Pg no.41-50)</p> <p>Subtracting a Number from itself (Pg no 51-55)</p>	<p>Number names 61 to 70</p> <p>Forward Counting 61 to 70</p> <p>Backward Counting 70 to 60</p> <p>Concept of Subtraction</p>	<p>Show subtraction with the help of different objects.</p> 
DECEMBER	15	<p>*Numbers 71- 80</p> <p>Counting and Adding in Tens (Pg no.83-87)</p> <p>Adding by Counting Forward</p>	<p>Number names 71 to 80</p> <p>Forward Counting 71 to 80</p> <p>Backward Counting 80 to 70</p>	<p>Make the picture of grapes and write 1 to 30 on each grape.</p> 
JANUARY	18	<p>*Numbers 81 -100</p> <p>Subtracting by Counting Backward (Pg no.88-90)</p> <p>Shapes</p>	<p>Number names 81 to 90</p> <p>Forward Counting 81 to 90</p> <p>Backward Counting 90 to 80</p> <p>Name of the shapes</p>	<p>Paste the picture of 5 shapes and draw the face on it.</p> 
FEBRUARY	11	<p>Revision Worksheet 1 and 2 (Pg no.91 - 94)</p> <p>Revision for Final Exam</p>	<p>Number names up to 100</p> <p>Forward Counting 91 to 100</p> <p>Backward Counting 100 to 90</p>	<p>Make a scenery with the help of shapes.</p> 



SUBJECT:E.V.S

PRESCRIBEDBOOK:-My Book of Science Primer

Publication:-Kangaroo Kids(pre school series)

MONTH	NO.OF WORKING DAYS	TOPICSTOBECOVERED	ORAL	ARTINTEGRATEDACTIVITY
APRIL+ MAY	17 +10	L -1 Myself L-2My Family	Self Introduction through conversation and about their family members.	Make your family tree,paste the pictures of your family members and write their names. 
JUNE	09	L-3 My Body L - 4 My Food	Oral drill of demonstrating body parts with their names. Awareness about healthy and junk food.	Make fruit salad / Sandwich in the classroom and share with your friends. 
JULY	20	L-5 Living and non-living things L-6Plants around us L-7 Parts of a plant	Through discussing the features of living and non-living things with the help of real examples. Demonstration of different types of plants and trees in school garden(Nature walk),their parts	Make a small plant with the help of colourful papers and show its different parts : 

AUGUST	21	L – 8 Leaves L-9 Flowers L-10Fruits	Identification of different types of leaves , fruits and flowers through oral drill with the help of pictures chart/flash cards /real examples.	Collect the different types of leaves from the garden and paste them in scrap book. 
SEPTEMBER	09	L-11Vegetables REVISIONFORHALFYEARLYEXAM.	Identification of different types of vegetables through oral drill with the help of pictures chart/flash cards /real examples.	Pastethepicturesof vegetables. 
OCTOBER	17	L– 12 Seeds L – 13 Cereals	Identification of different kinds of seeds and cereals with their names through pictures/real examples.	Decorate the butterfly with the help of different cereals . 
NOVEMBER	14	L– 14 Animals L – 15 Wild Animals L – 16 Domestic Animals	Identification of different kinds of animals with their names through picture chart/ flash cards/ real examples.	Make animal face mask with the help of origami papers/chart papers. 
DECEMBER	15	L– 17 Useful animals L - 18 Water animals	Awareness about helpful animals and what they give us. Oral drill of different water animals.	Make different kinds of colourful fish with the help of thumb printing 

JANUARY	18	L– 19 Animal babies L – 20 Animal homes L – 21 Seasons	Oral drill of names of baby animals, homes of animals etc. Awareness about different types of seasons and things we use in different seasons.	Show different types of seasons with the help of Handspan printing. 
FEBRUARY	11	L – 22 Sun, Moon and Stars REVISIONforfinalexam	Oral drill of things we see in night and day sky.	Make the moon and the stars and show the night sky with the help of thermocol plate and golden stars. 

Subject : Drawing (Prescribed book :Aesthetic (Art & Activity) Kirti Publications

Months	No.of working days	Book page nos.	Notebook (Topics)
April	17	3 , 4, 5, 6	•Three vegetables
May	10	7 , 8 , 9	•Three Fruits
June	9	10 , 11 , 12	•Flower Basket with Flowers
July	20	13 , 14 , 15 , 16	•Birds
August	21	17 , 18 , 19	•Doll
September	9	Revision	
October	17	20 , 21 , 22	•Festival
November	14	23 , 24 , 25 , 26	•Nature
December	15	27 , 28 , 29	•Snow Man

January	18	30 , 31 , 32	•Kite with Rainbow
February	11	Revision	

Subject: Music

MONTH	NO. OF WORKING DAYS	TOPICS TO BE COVERED
APRIL	17	Basic Knowledge of music related term - Practical- Alankar
MAY	10	Basic Knowledge of music related term . Practical- School Prayer and National Anthem
JUNE	9	Basic Knowledge of music related term .Practical- Playing Swars on Harmonium
JULY	20	Basic Knowledge of music related term. Practical- Kids English Rhymes with Music
AUGUST	21	Basic Knowledge of music related term . Practical- Patriotic Song
SEPTEMBER	9	Basic Knowledge of music related term . Practical- Music Grade
OCTOBER	17	Basic Knowledge of music related term . Practical- Shabad
NOVEMBER	14	Basic Knowledge of music related term . Practical- KaharwaTaal
DECEMBER	15	Basic Knowledge of music related term . Practical- Hindi Poems with Music
JANUARY	18	Basic Knowledge of music related term . Practical- Bhajan
FEBRUARY	11	Basic Knowledge of music related term . Music Grade

Subject : Physical Education

Month	NO. OF WORKING DAYS	Topics to be covered
April	17	General commands and PT , Passing the ball , Cycle race.
May	10	Yoga practice and general commands , Musical chair.
June	9	Free hand exercises and yoga practice , Cycle race , Ring race.
July	20	Musical chair, Passing the parcel, Yoga , Balancing the ball.
August	21	Free hand exercises, Basket ball, Puzzle solving , Yoga.
September	9	Flag race, Playing with ball, Exercises for eyes , Yoga.
October	17	Practice of dart board, Basket ball, Yoga.

November	14	Different types of events Ex. Running race, cycle race, rabbit race etc. for sports day .
December	15	Different types of events Ex. Frog race , balloon race (Practice for sports day)
January	18	Demonstration of simple steps of aerobics and jogging
February	11	Passing the ring , Aerobics and jogging.